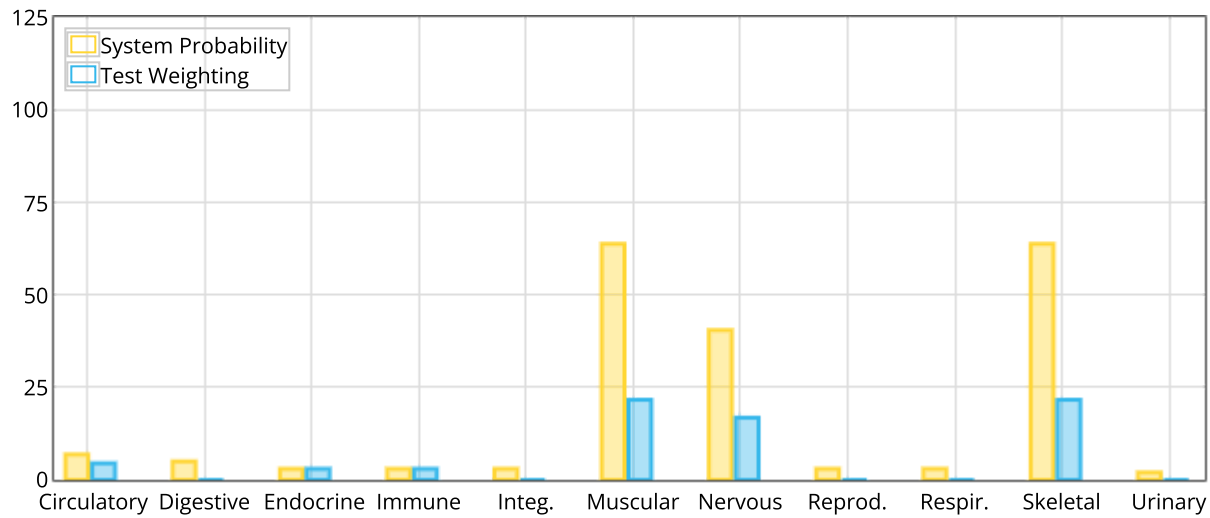
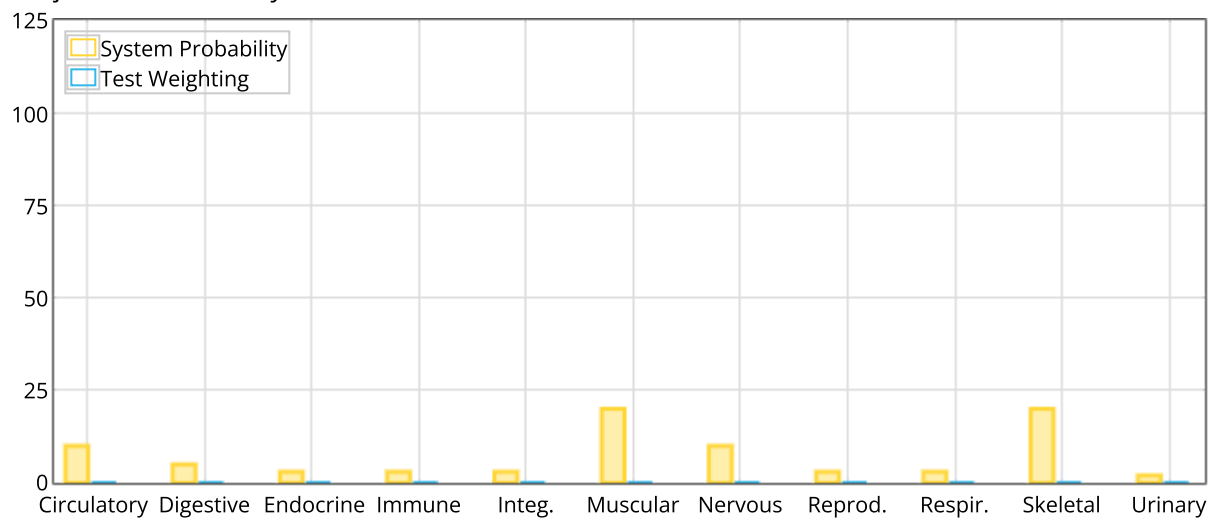


Subjective Summary - Cervical Region

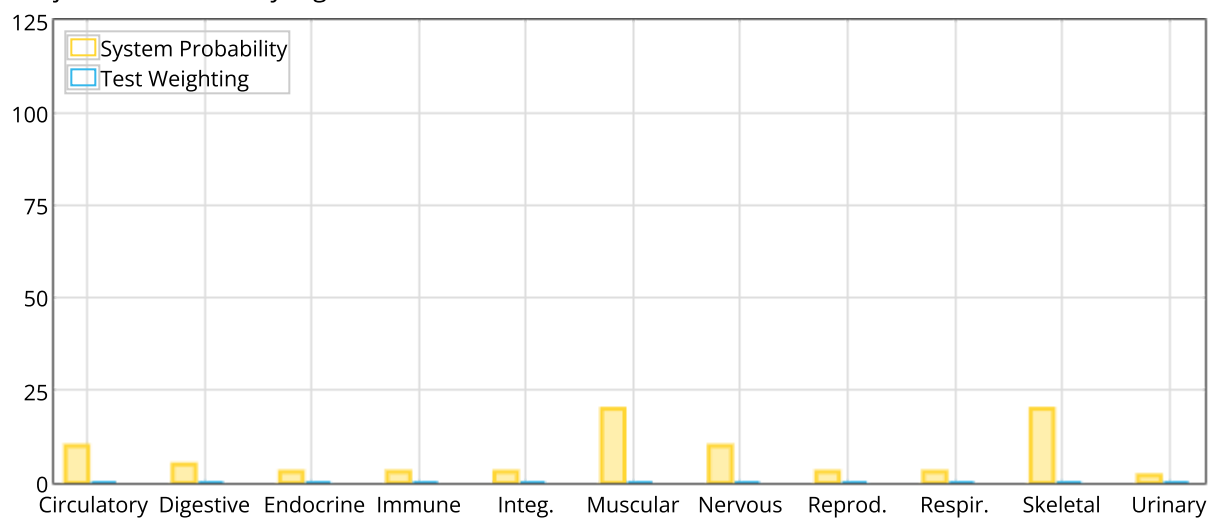
Subjective - Probability Axial



Subjective - Probability Left



Subjective - Probability Right



Subjective Detail

Circulatory - Axial

| Structure | Pass | Fail | Pain | Probability |
|-------------|------|------|------|-------------|
| Circulatory | 2.25 | 1.49 | 0 | 7% |
| Artery | 1.50 | 1.49 | 0 | 10% |

Endocrine - Axial

| Structure | Pass | Fail | Pain | Probability |
|-----------|------|------|------|-------------|
| Endocrine | 1.50 | 1.49 | 0 | 3% |

Immune - Axial

| Structure | Pass | Fail | Pain | Probability |
|-----------|------|------|------|-------------|
| Immune | 1.50 | 1.49 | 0 | 3% |

Muscular - Axial

| Structure | Pass | Fail | Pain | Probability |
|-----------------|------|-------|------|-------------|
| Muscular | 12 | 83 | 0 | 64% |
| Skeletal Muscle | 3.38 | 82.89 | 0 | 86% |

Nervous - Axial

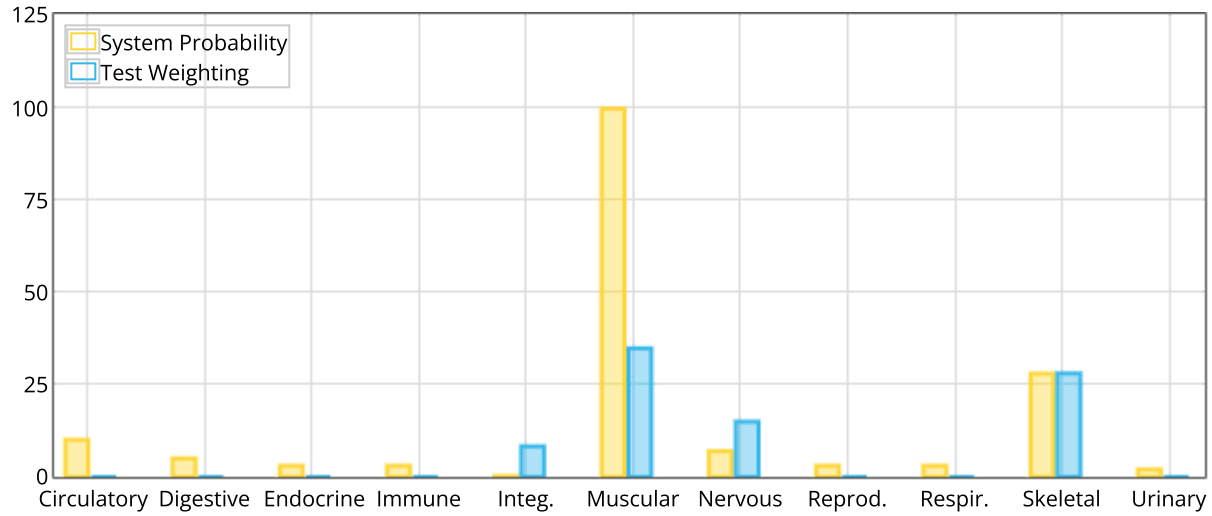
| Structure | Pass | Fail | Pain | Probability |
|---------------|------|------|------|-------------|
| Nerve | 5.06 | 31 | 0 | 40% |
| Spinal Nerves | 0 | 5.97 | 0 | 40% |

Skeletal - Axial

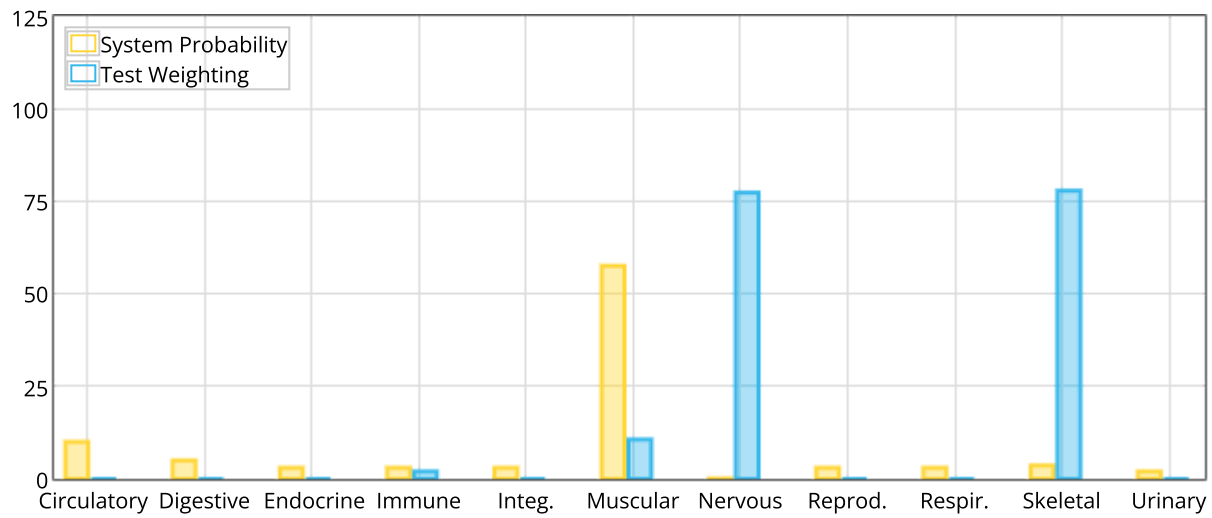
| Structure | Pass | Fail | Pain | Probability |
|------------|-------|-------|------|-------------|
| Skeletal | 12 | 83 | 0 | 64% |
| Bone | 5.06 | 4.96 | 0 | 20% |
| - Cervical | 1.50 | 1.49 | 0 | 20% |
| Joint | 11.80 | 55.54 | 0 | 54% |
| - Cervical | 2.25 | 5.97 | 0 | 40% |

Objective Summary - Cervical Region

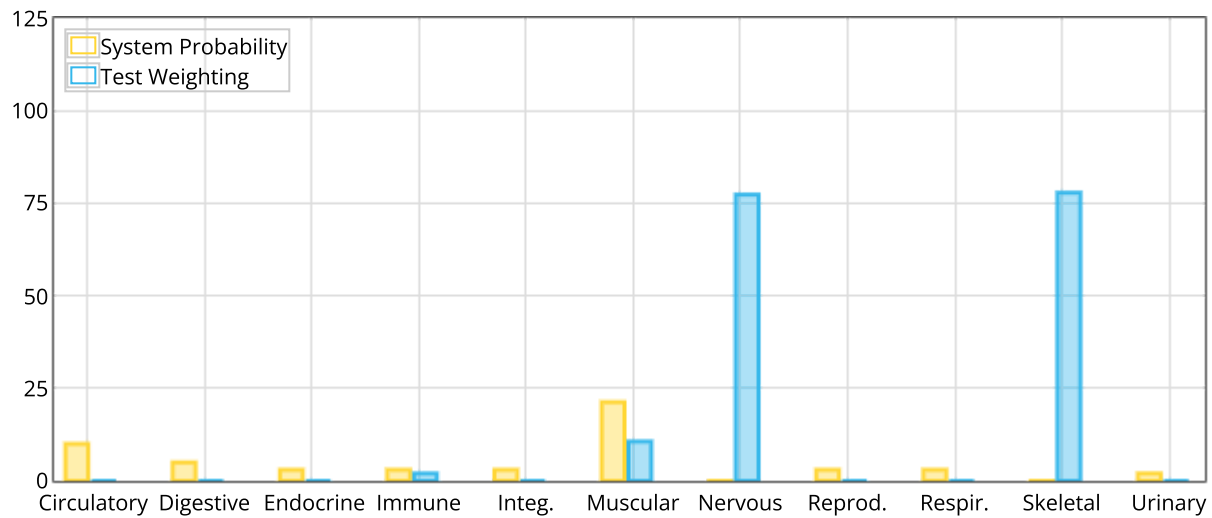
Objective - Probability Axial



Objective - Probability Left



Objective - Probability Right



Objective Detail

Immune - Left / Right

| Structure | Left | | | | Right | | | |
|-----------|------|------|------|-------------|-------|------|------|-------------|
| | Pass | Fail | Pain | Probability | Pass | Fail | Pain | Probability |
| Immune | 1.00 | 0 | 0 | 3% | 1.00 | 0 | 0 | 3% |

Integumentary - Axial

| Structure | Pass | Fail | Pain | Probability |
|---------------|------|------|------|-------------|
| Integumentary | 14 | 0 | 0 | 0% |
| Skin | 6.00 | 0 | 0 | 1% |

Muscular - Axial

| Structure | Pass | Fail | Pain | Probability |
|----------------------------|------|-------|------|-------------|
| Muscular | 3.33 | 2,278 | 0.00 | 99% |
| Skeletal Muscle | 2.70 | 31.82 | 1.50 | 75% |
| <i>f</i> Contraction | 2.70 | 1.49 | 1.50 | 6% |
| <i>f</i> Eccentric | 2.70 | 1.49 | 1.50 | 6% |
| <i>f</i> Extensibility | 2.70 | 1.49 | 1.50 | 6% |
| <i>f</i> Stability/Posture | 2.70 | 21.32 | 1.50 | 47% |
| <i>f</i> Standing | 0 | 1.49 | 1.50 | 14% |
| <i>f</i> Supine | 0 | 14.29 | 0 | 61% |
| - Erector Spinae | 0 | 1.49 | 1.50 | 27% |
| -Spinalis | 0 | 1.49 | 1.50 | 27% |
| - Levator Scapula | 0 | 1.49 | 1.50 | 27% |
| <i>f</i> Contraction | 0 | 1.49 | 1.50 | 14% |
| <i>f</i> Extensibility | 0 | 1.49 | 1.50 | 14% |
| - Scalenes | 0 | 1.00 | 1.00 | 20% |
| - Splenius | 0 | 1.49 | 1.50 | 27% |
| -Splenius Capitis | 0 | 1.49 | 1.50 | 27% |
| -Splenius Cervicis | 0 | 1.49 | 1.50 | 27% |
| - Trapezius | 0 | 1.49 | 1.50 | 27% |
| -Upper Trapezius | 0 | 1.49 | 1.50 | 27% |
| <i>f</i> Contraction | 0 | 1.49 | 1.50 | 14% |
| <i>f</i> Extensibility | 0 | 1.49 | 1.50 | 14% |
| - Longus | 0 | 21.32 | 0 | 84% |
| <i>f</i> Contraction | 0 | 14.29 | 0 | 61% |
| <i>f</i> Extensibility | 0 | 1.49 | 0 | 14% |

Muscular - Left / Right

| Structure | Left | | | | Right | | | |
|----------------------|------|------|------|-------------|-------|------|------|-------------|
| | Pass | Fail | Pain | Probability | Pass | Fail | Pain | Probability |
| Muscular | 2.24 | 12 | 0.00 | 58% | 5.01 | 5.42 | 0 | 21% |
| Skeletal Muscle | 1.50 | 3.47 | 2.33 | 37% | 2.25 | 2.33 | 0 | 21% |
| <i>f</i> Contraction | 1.50 | 0 | 0 | 7% | 1.50 | 0 | 0 | 7% |
| Longus | 1.50 | 0 | 0 | 14% | 1.50 | 0 | 0 | 14% |
| Capitis | 1.50 | 0 | 0 | 14% | 1.50 | 0 | 0 | 14% |

Nervous - Axial

| Structure | Pass | Fail | Pain | Probability |
|---------------|------|------|------|-------------|
| Nerve | 7.46 | 5.01 | 0.00 | 7% |
| Brain Stem | 4.05 | 1.49 | 1.50 | 4% |
| Spinal Cord | 1.50 | 1.49 | 1.50 | 10% |
| Spinal Nerves | 4.05 | 2.23 | 1.50 | 6% |

Nervous - Left / Right

| Structure | Left | | | | Right | | | |
|---------------|--------|------|------|-------------|-----------|------|------|-------------|
| | Pass | Fail | Pain | Probability | Pass | Fail | Pain | Probability |
| Nerve | 22,576 | 249 | 0.00 | 0% | 1,037,001 | 5.42 | 0 | 0% |
| Brain Stem | 1.50 | 2.75 | 1.50 | 17% | 6.08 | 1.49 | 0 | 3% |
| Spinal Cord | 0 | 1.49 | 1.50 | 14% | 0 | 1.49 | 0 | 14% |
| Spinal Nerves | 125 | 4.01 | 2.33 | 0% | 446 | 2.33 | 0 | 0% |
| C5 | 24 | 2.33 | 2.33 | 1% | 24 | 2.33 | 0 | 1% |
| C6 | 24 | 2.33 | 2.33 | 1% | 24 | 2.33 | 0 | 1% |
| C7 | 24 | 2.33 | 2.33 | 1% | 24 | 2.33 | 0 | 1% |
| C4 | 0 | 2.33 | 2.33 | 21% | 0 | 2.33 | 0 | 21% |

Skeletal - Axial

| Structure | Pass | Fail | Pain | Probability |
|-------------------|-------|-------|------|-------------|
| Skeletal | 53 | 82 | 0.00 | 28% |
| Bone | 1.04 | 0 | 0 | 19% |
| - Cervical | 2.70 | 0 | 0 | 8% |
| Joint | 17.82 | 14.46 | 1.50 | 17% |
| - Cervical | 17.82 | 14.46 | 1.50 | 17% |
| f Mobility | 4.05 | 3.32 | 1.50 | 8% |
| f Extension | 2.70 | 1.49 | 0 | 6% |
| f Flexion | 1.50 | 2.23 | 1.50 | 14% |
| f Stability | 2.70 | 0 | 0 | 4% |
| - Cervicothoracic | 1.00 | 0 | 0 | 20% |

Skeletal - Left / Right

| Structure | Left | | | | Right | | | |
|------------------|-------|-------|------|-------------|---------|------|------|-------------|
| | Pass | Fail | Pain | Probability | Pass | Fail | Pain | Probability |
| Skeletal | 7,279 | 1,094 | 0.00 | 4% | 497,798 | 16 | 0 | 0% |
| Joint | 84 | 10.51 | 4.00 | 3% | 2,183 | 4.00 | 0 | 0% |
| Cervical | 56 | 10.51 | 4.00 | 4% | 1,455 | 4.00 | 0 | 0% |
| f Mobility | 0 | 6.10 | 4.00 | 40% | 7.29 | 4.00 | 0 | 6% |
| f Rotation | 0 | 6.47 | 4.00 | 31% | 5.40 | 4.00 | 0 | 31% |
| C4-5 | 24 | 0 | 0 | 1% | 24 | 0 | 0 | 1% |
| C5-6 | 24 | 0 | 0 | 1% | 24 | 0 | 0 | 1% |
| C6-7 | 24 | 0 | 0 | 1% | 24 | 0 | 0 | 1% |
| Occipito-Atlanto | 2.33 | 0 | 0 | 10% | 2.33 | 0 | 0 | 10% |
| f Mobility | 2.33 | 0 | 0 | 5% | 2.33 | 0 | 0 | 5% |